

Omnis Managed Portfolio Service

- Balanced

May 2024

Portfolio Objective

The Service is designed for a balanced investor, with:

- Knowledge about financial matters, and shows some interest in keeping up to date with them.
- Some experience of investment, including in funds containing assets such as shares and government bonds.
- An understanding in general terms that investment products should be held for a minimum period of five years.
- An understanding that the value of their investments could rise or fall.

The Service aims to improve total returns and actively manage short-term risks through increasing or decreasing holdings in asset classes and individual funds. These allocations are determined by the Omnis Investments Limited investment team, which benefits from full transparency of the funds' underlying investments, and is controlled through a strict governance framework.

Risk Range

The Openwork Partnership will risk-rate investors based on their answers to a number of questions and appropriate validation.

Limited risk Cautious Balanced Adventurous Speculative

This portfolio is risk-rated as Balanced

Launch Date

24 April 2017

Yield

The anticipated yield for this portfolio is 2.51%

Annual Management Charge

The annual management charge for this portfolio is 0.62%


Ongoing Charges Figure

The Ongoing Charges Figure for this portfolio is 0.66%

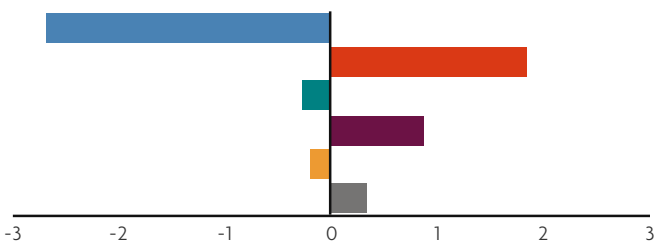
Portfolio Holdings

Omnis UK All Companies Fund	12.08%
Franklin Templeton Investments	
Omnis Income & Growth Fund	13.27%
Jupiter Asset Management	
Omnis UK Smaller Companies Fund	1.98%
Franklin Templeton Investments & Fidelity International	
Omnis US Equity Leaders Fund	15.49%
T.Rowe Price	
Omnis US Smaller Companies Fund	1.56%
T.Rowe Price	
Omnis European Equity Leaders Fund	3.32%
Fidelity International	
Omnis European Equity Opportunities Fund	3.09%
Barings	
Omnis Japanese Equity Fund	6.13%
Schroder Investment Management	
Omnis Asia Pacific (ex. Japan) Equity Fund	2.93%
Veritas Asset Management	
Omnis Global Emerging Markets Equity Leaders Fund	4.68%
Fidelity International	
Omnis Global Emerging Markets Equity Opportunities Fund	4.66%
Lazard Capital Management	
Omnis UK Gilt Fund	13.38%
Columbia Threadneedle Asset Management	
Omnis Sterling Corporate Bond Fund	3.13%
Columbia Threadneedle Asset Management	
Omnis Global Bond Fund	5.88%
Western Asset Management	
Omnis Strategic Bond Fund	3.23%
Fidelity International	
Omnis Diversified Returns Fund	1.70%
Fulcrum Asset Management	
Omnis Short-Dated Bond Fund	2.96%
AXA Investment Managers	
Omnis Absolute Return Bond Fund	0.17%
Hermes Investment Management	
Cash	0.36%

Current Asset Allocation



Overweight/underweight Position Relative to Strategic Asset Allocation



Discrete Annual Performance (as at 30/04/2024)

	30/04/2023 30/04/2024	30/04/2022 30/04/2023	30/04/2021 30/04/2022	30/04/2020 30/04/2021	30/04/2019 30/04/2020
Portfolio	8.65%	-1.95%	-0.28%	20.93%	-6.47%

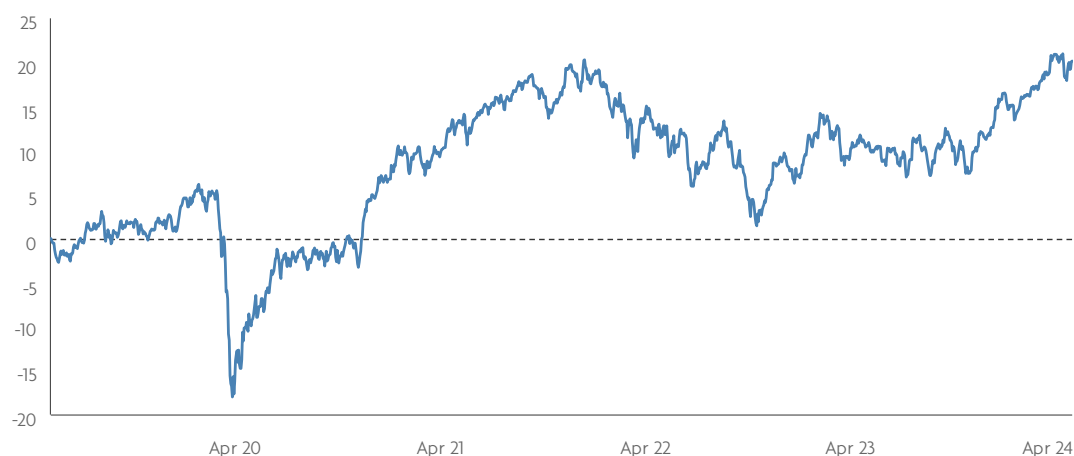
The above figures show the indicative performance of the portfolio, which includes all asset allocation trades. Your individual performance will depend on the date of your investment.

The last 12 months...

When investing, it is always important to take a medium to long-term perspective. This is because shorter term periods can be much more volatile and deliver lower and sometimes negative returns, as illustrated by the rolling 12-month periods shown above.

Source: FE Analytics, total return bid-bid annualised (to 30 April 2024), after ongoing fund charges.

Five Year Performance (%)



1 Month	3 Months	6 Months	Year to date
-0.63%	3.67%	11.62%	3.12%

1 Year	3 Years	5 Years	Since launch
8.65%	6.22%	20.15%	26.83%

Source: FE Analytics, data to 30 April 2024. Chart shows performance over past 12 months. Table shows growth over different timeframes since launch.

RISK WARNINGS AND OTHER IMPORTANT INFORMATION: The Omnis Managed Portfolio Service is provided by Omnis Investments Limited, a member of the Openwork group of companies. Omnis Investments Limited is registered in England and Wales under registration number 06582314. This document was issued by Omnis Investments Limited. The Omnis Managed Investments ICVC and the Omnis Portfolio Investments ICVC are authorised Investment Companies with Variable Capital. The authorised corporate director of the Omnis Managed Investments ICVC and the Omnis Portfolio Investments ICVC is Omnis Investments Limited. Omnis Investments Limited does not offer investment advice nor make recommendations regarding investments. Potential investors are particularly advised to read the specific risks and charges applicable to the Funds which are contained in the Prospectus and Key Investor Information Documents (KIIDs). Omnis Investments Limited is authorised and regulated by the Financial Conduct Authority, 12 Endeavour Square, London E20 1JN and the Registered Office is: Auckland House, Lydiard Fields, Swindon, Wiltshire, SN5 8UB. Past performance is not a guide to future performance. The value of an investment and any income from it can fall as well as rise as a result of market and currency fluctuations. You may not get back the amount you originally invested.

