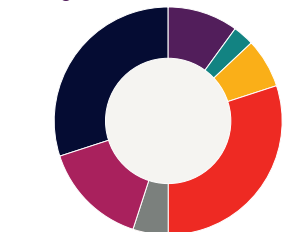


# Openwork Graphene C1 Portfolio Summary

## Defensive Model Portfolio

The portfolio is designed for investors who are looking to minimise their exposure to risky assets for short periods of time. This might be someone who is looking to consolidate gains ahead of a specific objective or who is worried about the prevailing market conditions. As such, they will have a preference for outcomes that have a degree of certainty and understand that this is not a long-term holding for their investment as the value is likely to diminish in real terms over time.

### Strategic Asset Allocation



UK Equities	10%
US Equities	3%
Other Developed Market Equities	7%
UK Government Bonds	30%
UK Corporate Bonds	5%
Global Bonds	15%
Alternative Investments	30%

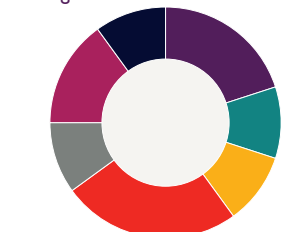
Launch Date	31/10/2019
Annual Management Charge	0.54%
Ongoing Charges Figure	0.60%
Yield	1.69%

This portfolio is risk-rated as Limited Risk

## Cautious Model Portfolio

The portfolio is designed for a cautious investor with a preference for outcomes that have a degree of certainty although they will understand that in certain circumstances their investments could fall or rise.

### Strategic Asset Allocation



UK Equities	20%
US Equities	10%
Other Developed Market Equities	10%
UK Government Bonds	25%
UK Corporate Bonds	10%
Global Bonds	15%
Alternative Investments	10%

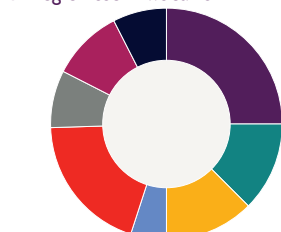
Launch Date	03/03/2014
Annual Management Charge	0.53%
Ongoing Charges Figure	0.56%
Yield	1.67%

This portfolio is risk-rated as Cautious

## Moderately Cautious Model Portfolio

The portfolio is designed for an investor who falls between the cautious and balanced attitude to risk categories. They have a preference for outcomes that have a degree of certainty, although they will understand that their investments could rise or fall.

### Strategic Asset Allocation



UK Equities	25%
US Equities	12.5%
Other Developed Market Equities	12.5%
Emerging Market Equities	5%
UK Government Bonds	19.5%
UK Corporate Bonds	8%
Global Bonds	10%
Alternative Investments	7.5%

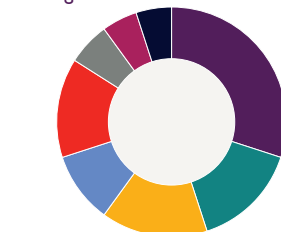
Launch Date	01/05/2019
Annual Management Charge	0.56%
Ongoing Charges Figure	0.60%
Yield	1.66%

This portfolio is risk-rated as Moderately Cautious

## Balanced Model Portfolio

The portfolio is designed for a balanced investor who is knowledgeable about financial matters, and shows some interest in keeping up to date with them and understands that the value of their investments could rise or fall.

### Strategic Asset Allocation



UK Equities	30%
US Equities	15%
Other Developed Market Equities	15%
Emerging Market Equities	10%
UK Government Bonds	14%
UK Corporate Bonds	6%
Global Bonds	5%
Alternative Investments	5%

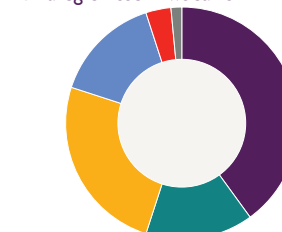
Launch Date	03/03/2014
Annual Management Charge	0.60%
Ongoing Charges Figure	0.64%
Yield	1.64%

This portfolio is risk-rated as Balanced

## Adventurous Model Portfolio

The portfolio is designed for an adventurous investor prepared to accept fluctuation in the value of their investments, in order to be able to obtain a higher rate of return in the long run.

### Strategic Asset Allocation



UK Equities	40%
US Equities	15%
Other Developed Market Equities	25%
Emerging Market Equities	15%
UK Government Bonds	3.5%
UK Corporate Bonds	1.5%

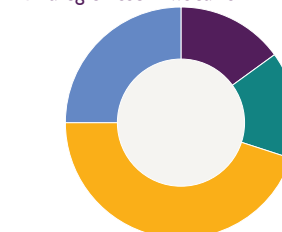
Launch Date	03/03/2014
Annual Management Charge	0.66%
Ongoing Charges Figure	0.70%
Yield	1.70%

This portfolio is risk-rated as Adventurous

## Speculative Model Portfolio

The portfolio is designed for a speculative investor looking for the highest possible return on their capital and are willing to take considerable amounts of risk to achieve this.

### Strategic Asset Allocation



UK Equities	15%
US Equities	15%
Other Developed Market Equities	45%
Emerging Market Equities	25%

Launch Date	30/09/2020
Annual Management Charge	0.69%
Ongoing Charges Figure	0.76%
Yield	0.95%

This portfolio is risk-rated as Speculative

## Defensive Model Portfolio

### Cumulative Performance

1 Year	3 Years	5 Years	Since 31/10/2019
-4.46%	-	-	0.92%

### Portfolio Holdings

Omnis UK All Companies Fund	9.00%
Omnis UK Smaller Companies Fund	1.00%
Omnis US Equity Leaders Fund	2.75%
Omnis US Smaller Companies Fund	0.25%
Omnis European Equity Leaders Fund	1.25%
Omnis European Equity Opportunities Fund	1.00%
Omnis Japanese Equity Fund	3.25%
Omnis Asia Pacific (ex. Japan) Equity Fund	1.50%
Omnis UK Gilt Fund	30.00%
Omnis Sterling CorporateBond Fund	5.00%
Omnis Global Bond Fund	5.00%
Omnis Strategic Bond Fund	10.00%
Omnis Diversified Returns Fund	15.00%
Omnis Short-Dated Bond Fund	7.50%
Omnis Absolute Return Bond Fund	7.50%

## Cautious Model Portfolio

### Cumulative Performance

1 Year	3 Years	5 Years	Since 03/03/2014
-3.11%	8.96%	14.71%	46.28%

### Portfolio Holdings

Omnis UK All Companies Fund	18.00%
Omnis UK Smaller Companies Fund	2.00%
Omnis US Equity Leaders Fund	9.00%
Omnis US Smaller Companies Fund	1.00%
Omnis European Equity Leaders Fund	2.75%
Omnis European Equity Opportunities Fund	2.75%
Omnis Japanese Equity Fund	3.00%
Omnis Asia Pacific (ex. Japan) Equity Fund	1.50%
Omnis UK Gilt Fund	25.00%
Omnis Sterling Corporate Bond Fund	10.00%
Omnis Global Bond Fund	15.00%
Omnis Diversified Returns Fund	5.00%
Omnis Short-Dated Bond Fund	2.50%
Omnis Absolute Return Bond Fund	2.50%

## Moderately Cautious Model Portfolio

### Cumulative Performance

1 Year	3 Years	5 Years	Since 01/05/2019
-2.30%	13.22%	-	13.33%

### Portfolio Holdings

Omnis UK All Companies Fund	22.50%
Omnis UK Smaller Companies Fund	2.50%
Omnis US Equity Leaders Fund	11.25%
Omnis US Smaller Companies Fund	1.25%
Omnis European Equity Leaders Fund	3.50%
Omnis European Equity Opportunities Fund	3.25%
Omnis Japanese Equity Fund	3.75%
Omnis Asia Pacific (ex. Japan) Equity Fund	2.00%
Omnis Global Emerging Markets Equity Leaders Fund	2.50%
Omnis Global Emerging Markets Equity Opportunities Fund	2.50%
Omnis UK Gilt Fund	19.50%
Omnis Sterling Corporate Bond Fund	8.00%
Omnis Global Bond Fund	10.00%
Omnis Diversified Returns Fund	3.50%
Omnis Short-Dated Bond Fund	2.00%
Omnis Absolute Return Bond Fund	2.00%

## Balanced Model Portfolio

### Cumulative Performance

1 Year	3 Years	5 Years	Since 03/03/2014
-1.48%	17.63%	23.45%	63.50%

### Portfolio Holdings

Omnis UK All Companies Fund	27.00%
Omnis UK Smaller Companies Fund	3.00%
Omnis US Equity Leaders Fund	13.50%
Omnis US Smaller Companies Fund	1.50%
Omnis European Equity Leaders Fund	4.00%
Omnis European Equity Opportunities Fund	4.00%
Omnis Japanese Equity Fund	4.50%
Omnis Asia Pacific (ex. Japan) Equity Fund	2.50%
Omnis Global Emerging Markets Equity Leaders Fund	5.00%
Omnis Global Emerging Markets Equity Opportunities Fund	5.00%
Omnis UK Gilt Fund	14.00%
Omnis Sterling Corporate Bond Fund	6.00%
Omnis Global Bond Fund	5.00%
Omnis Diversified Returns Fund	2.50%
Omnis Short-Dated Bond Fund	1.25%
Omnis Absolute Return Bond Fund	1.25%

## Adventurous Model Portfolio

### Cumulative Performance

1 Year	3 Years	5 Years	Since 03/03/2014
-0.01%	24.37%	29.19%	74.32%

### Portfolio Holdings

Omnis UK All Companies Fund	36.00%
Omnis UK Smaller Companies Fund	4.00%
Omnis US Equity Leaders Fund	13.50%
Omnis US Smaller Companies Fund	1.50%
Omnis European Equity Leaders Fund	6.75%
Omnis European Equity Opportunities Fund	6.75%
Omnis Japanese Equity Fund	7.50%
Omnis Asia Pacific (ex. Japan) Equity Fund	4.00%
Omnis Global Emerging Markets Equity Leaders Fund	7.50%
Omnis Global Emerging Markets Equity Opportunities Fund	7.50%
Omnis UK Gilt Fund	3.50%
Omnis Sterling Corporate Bond Fund	1.50%

## Speculative Model Portfolio

### Cumulative Performance

1 Year	3 Years	5 Years	Since 30/09/2020
-3.78%	-	-	14.36%

### Portfolio Holdings

Omnis UK All Companies Fund	13.50%
Omnis UK Smaller Companies Fund	1.50%
Omnis US Equity Leaders Fund	13.50%
Omnis US Smaller Companies Fund	1.50%
Omnis European Equity Leaders Fund	5.00%
Omnis European Equity Opportunities Fund	5.00%
Omnis Japanese Equity Fund	10.00%
Omnis Asia Pacific (ex. Japan) Equity Fund	25.00%
Omnis Global Emerging Markets Equity Leaders Fund	12.50%
Omnis Global Emerging Markets Equity Opportunities Fund	12.50%

Data: 31 May 2022



RISK WARNINGS AND OTHER IMPORTANT INFORMATION: This document is issued by Openwork Limited (Openwork) which is authorised and regulated by the Financial Conduct Authority ([www.fca.org.uk](http://www.fca.org.uk)) in the UK. Openwork's registered office is Washington House, Lydiard Fields, Swindon, SN5 8UB, Company No: 4399725. This document does not constitute an offer or invitation to any person, nor should its content be interpreted asW investment or tax advice for which you should consult your Openwork financial adviser. The information and opinions it contains have been compiled or arrived at from sources believed to be reliable at the time and are given in good faith, but no representation is made as to their accuracy, completeness or correctness. Past performance is not a guide to future performance. The value of an investment and any income from it can fall as well as rise as a result of market and currency fluctuations. You may not get back the amount you originally invested.